


KB125 12V 5Ah



Kaise Battery series are Top terminal VRLA AGM battery for General use. With advanced manufacturing technique and industry scale, KB series delivers high energy density and high reliability performance, highly suited for UPS systems, security and alarm systems, telecommunication, utilities, emergency light systems, CATV and other backup applications.



Technical Specifications

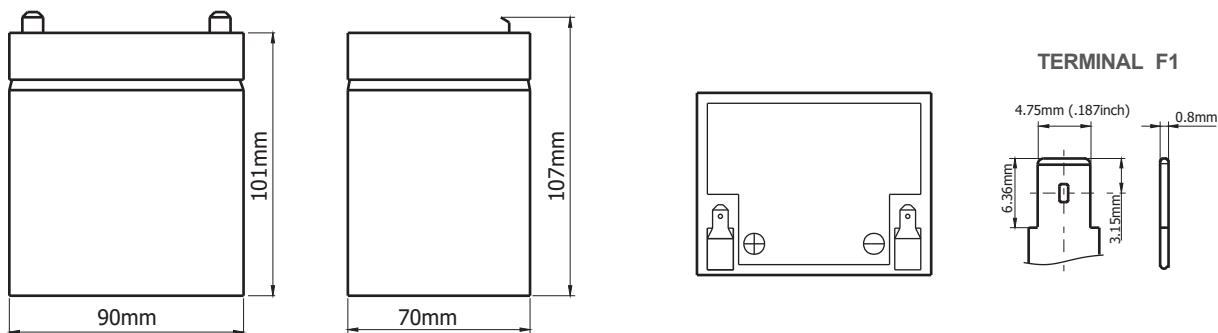
Nominal Voltage (V)	12 (6 cells per unit)
Designed Floating Life (25°C)	5 Years
Nominal Capacity (25°C)	5 Ah @ 20HR-rate (to 1.75Vpc)
Dimension (mm)	L90 x W70 x H107
Approx. Weight	1.65 kg (.364 lbs)
Terminal Type	Fasten Tab F1
Internal Resistance	Approx. 0.025 Ohm (fully charged @ 25°C)
Max. Charge Current	1.5A
Max. Discharge Current (5S)	75A
Short Circuit Current	480A
Self Discharge	Approx. 2.5% per month @ 20°C
Ambient Temperature	Discharge: -20~55°C Charge: -20~50°C Storage: -20~45°C
Float Charge Voltage	13.6 V @25°C (-3mV/cell/ C)
Equalize and cycle Use Charge Voltage	14.1V @ 25°C
Container Material	ABS (UL94-V0 optional)



Complied standards

- IEC 60896-21/22
- GB/T19638
- JIS C8704
- BS6290 part 4

Battery Dimensions



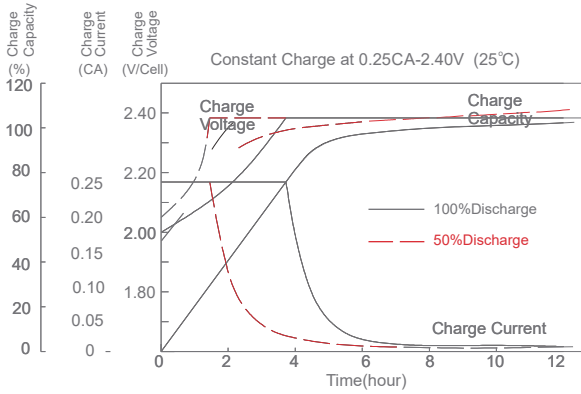
Constant Current Discharge Characteristics: Amps (25°C)

F.V/Time	5 min	10min	15min	30min	1h	3h	4 h	5h	10h	20h
1.60V	20.0	12.4	9.48	5.64	3.29	1.39	1.09	0.90	0.50	0.265
1.67V	18.6	12.0	9.16	5.51	3.25	1.38	1.07	0.89	0.49	0.261
1.70V	17.3	11.5	8.93	5.42	3.20	1.37	1.06	0.88	0.48	0.256
1.75V	15.8	11.0	8.70	5.29	3.15	1.35	1.05	0.87	0.47	0.250
1.80V	14.1	10.4	8.49	5.20	3.08	1.33	1.04	0.86	0.46	0.245
1.85V	12.5	9.78	8.28	5.09	3.04	1.31	1.02	0.85	0.45	0.238

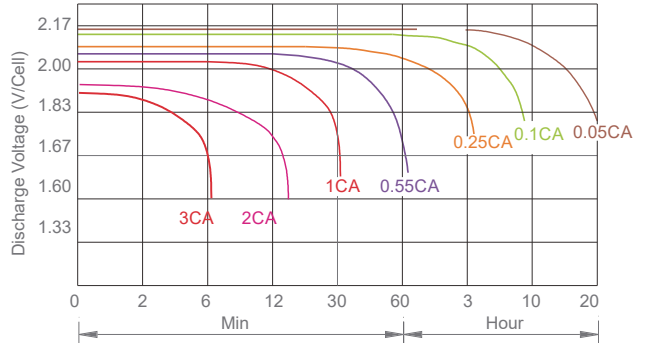
Constant Power Discharge Characteristics: W/Cell (25°C)

F.V/Time	5 min	10min	15min	30min	1h	3h	4 h	5h	10h	20h
1.60V	35.3	22.3	17.3	10.4	6.13	2.63	2.06	1.71	0.96	0.515
1.67V	33.2	21.8	16.8	10.2	6.09	2.62	2.05	1.70	0.95	0.509
1.70V	31.2	21.1	16.6	10.1	6.04	2.61	2.04	1.69	0.94	0.504
1.75V	28.8	20.4	16.3	10.0	5.99	2.60	2.03	1.68	0.93	0.496
1.80V	26.1	19.5	16.1	9.90	5.92	2.59	2.02	1.67	0.92	0.488
1.85V	23.5	18.6	15.8	9.80	5.89	2.58	2.02	1.66	0.91	0.479

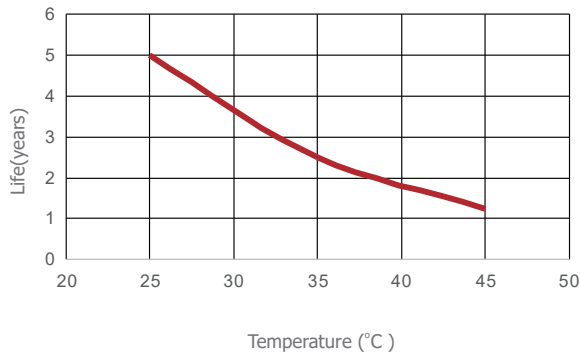
Charge Characteristic



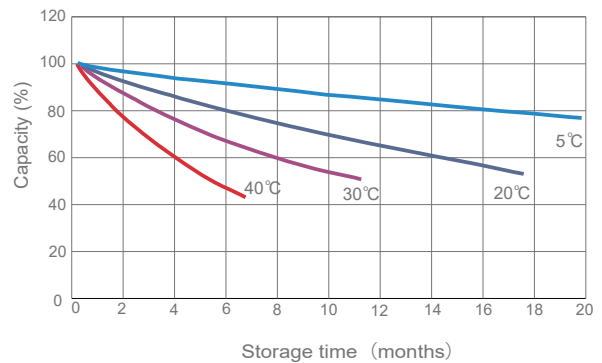
Discharge Characteristic (25°C)



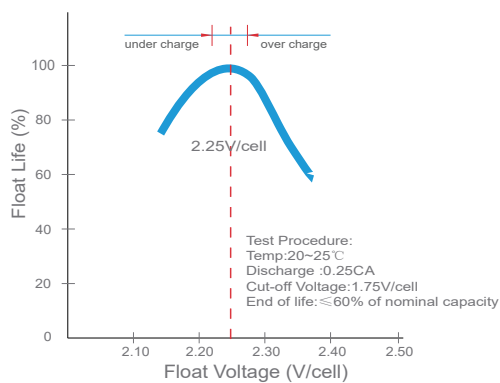
Temperature vs Float Life



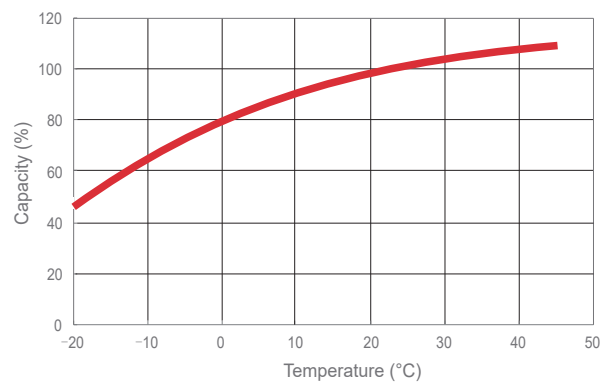
Self discharge characteristics



Float voltage vs Float life



Capacity vs Temperature



Final voltage settings recommended according to the discharge current

Discharge Current I (A)	$I \leq 0.08C$	$0.08C \leq I < 0.2C$	$0.2C \leq I < 0.6C$	$0.6C \leq I < 1.0C$	$I \geq 1.0C$
Final of Voltage	$\geq 1.85V_{pc}$	$\geq 1.80V_{pc}$	$\geq 1.75V_{pc}$	$\geq 1.70V_{pc}$	$\geq 1.60V_{pc}$

