


KBL12650 12V 65Ah



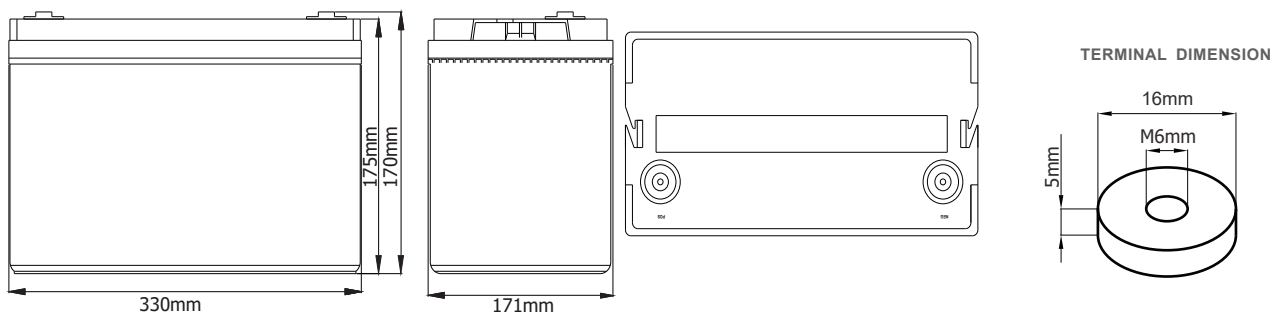
Kaise Battery series are Top terminal VRLA AGM battery for General use. With advanced manufacturing technique and industry scale, KBL series delivers high energy density and high reliability performance, highly suited for UPS systems, security and alarm systems, telecommunication, utilities, emergency light systems, CATV and other backup applications.



Technical Specifications

Nominal Voltage (V)	12 (6 cells per unit)
Designed Floating Life (25°C)	10 Years
Nominal Capacity (25°C)	65 Ah @ 10HR-rate (to 1.80Vpc)
Dimension (mm)	L330 x W171 x H170 x TH175
Approx. Weight	20.5 kg (45.2 lbs)
Terminal Type	Female Copper Insert M6 (torque: 6~8Nm)
Internal Resistance	Approx. 0.0062 Ohm (fully charged @ 20°C)
Max. Charge Current	16A
Max. Discharge Current (5S)	650A
Short Circuit Current	1900A
Self Discharge	Approx. 3% per month @ 25°C
Ambient Temperature	Discharge: -20~55°C Charge: -20~50°C Storage: -20~45°C
Float Charge Voltage	13.6V/block @25°C (-3mV/cell/ C)
Equalize and cycle Use Charge Voltage	14.4V/block @25°C
Container Material	ABS (UL94-V0 optional)

Battery Dimensions



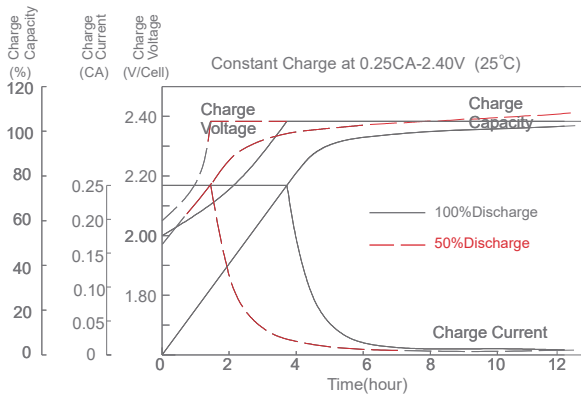
Constant Current Discharge Characteristics: Amps (25°C)

F.V/Time	5min	10min	15min	30min	1h	3h	4h	5h	10h	20h
1.60 V	192	142	118	72.7	43.5	18.2	14.5	12.1	6.82	3.69
1.67 V	172	131	111	69.5	42.3	18.0	14.4	12.0	6.76	3.61
1.70 V	154	119	105	66.9	41.4	17.8	14.2	11.5	6.63	3.52
1.75 V	134	111	97.2	64.4	40.5	17.5	14.0	11.7	6.56	3.46
1.80 V	118	101	90.7	61.5	39.2	17.2	13.7	11.4	6.50	3.40
1.85 V	101	91	82.4	58.0	37.5	16.6	13.3	11.1	6.27	3.32

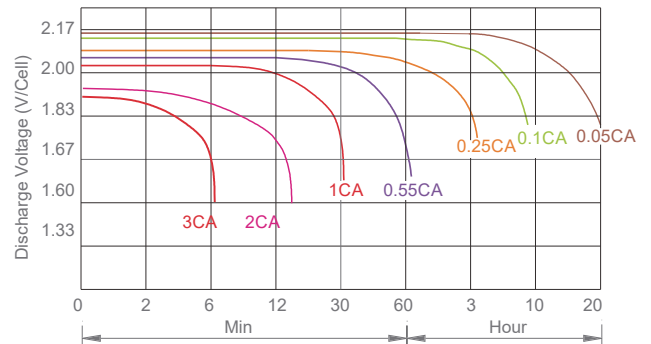
Constant Power Discharge Characteristics: W/Cell (25°C)

F.V/Time	5min	10min	15min	30min	1h	3h	4h	5h	10h	20h
1.60 V	340	256	214	134	81.1	34.4	27.5	23.0	13.2	7.14
1.67 V	307	238	204	129	79.2	34.2	27.3	22.9	13.1	7.01
1.70 V	277	219	194	125	77.9	34.0	27.3	22.8	13.0	6.89
1.75 V	245	206	182	122	77.2	33.8	27.2	22.8	12.9	6.82
1.80 V	219	189	172	117	75.3	33.5	26.8	22.4	12.8	6.76
1.85 V	190	172	158	112	72.7	32.6	26.3	22.1	12.5	6.63

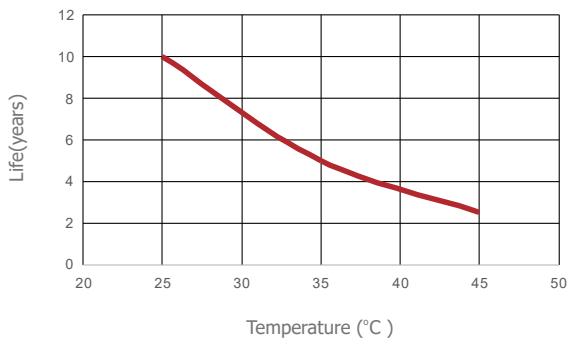
Charge Characteristic



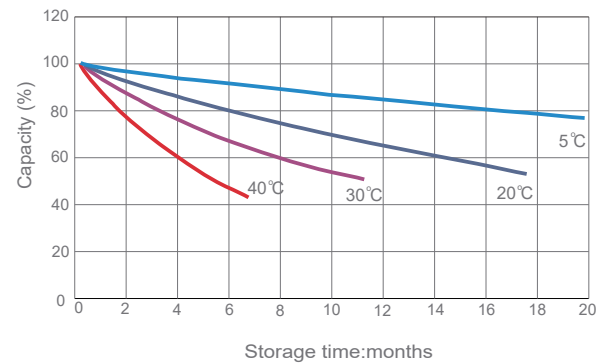
Discharge Characteristic (25°C)



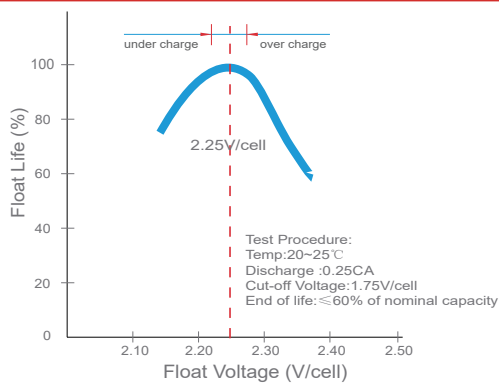
Temperature vs Float Life



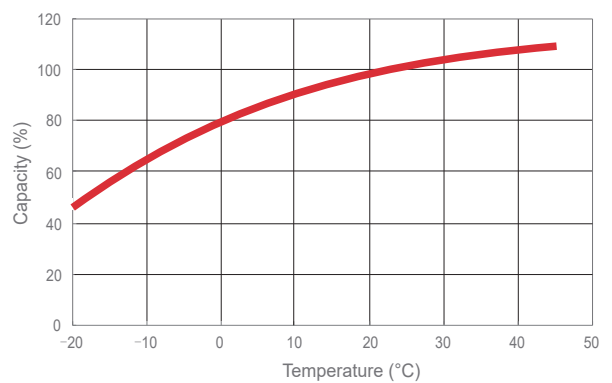
Self discharge characteristics



Float voltage vs Float life



Capacity vs Temperature



Final voltage settings recommended according to the discharge current

Discharge Current I (A)	$I \leq 0.08C$	$0.08C \leq I < 0.2C$	$0.2C \leq I < 0.6C$	$0.6C \leq I < 1.0C$	$I \geq 1.0C$
Final of Voltage	$\geq 1.85Vpc$	$\geq 1.80Vpc$	$\geq 1.75Vpc$	$\geq 1.70Vpc$	$\geq 1.60Vpc$

