


KBL121000 12V 100Ah



Kaise Battery series are Top terminal VRLA AGM battery for General use. With advanced manufacturing technique and industry scale, KBL series delivers high energy density and high reliability performance, highly suited for UPS systems, security and alarm systems, telecommunication, utilities, emergency light systems, CATV and other backup applications.



Technical Specifications

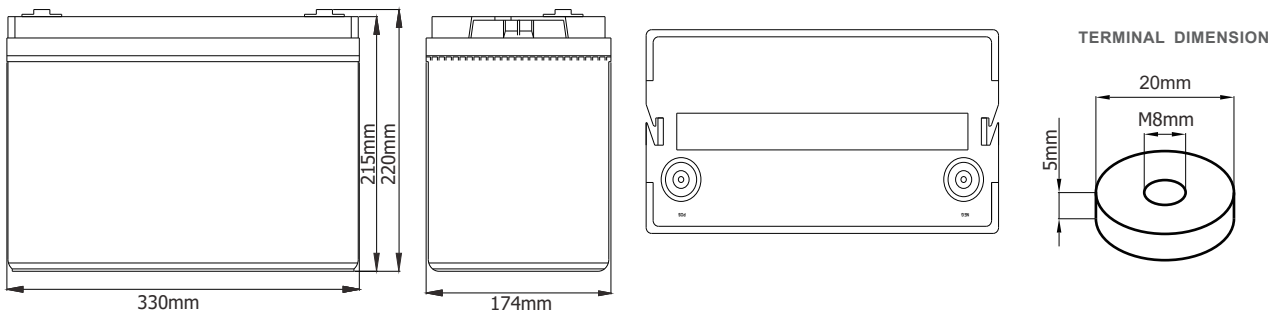
Nominal Voltage (V)	12 (6 cells per unit)
Designed Floating Life (25°C)	10 Years
Nominal Capacity (25°C)	100 Ah @ 20HR-rate (to 1.80Vpc)
Dimension (mm)	L330 x W174 x H215 x TH220
Approx. Weight	28 kg (61.7 lbs)
Terminal Type	Female Copper Insert M8 (torque: 10~12N.m)
Internal Resistance	Approx. 0.005 Ohm (fully charged @ 20°C)
Max. Charge Current	25A
Max. Discharge Current (5S)	800A
Short Circuit Current	2600A
Self Discharge	Approx. 2.5% per month @ 20°C
Ambient Temperature	Discharge: -20~55°C Charge: -20~50°C Storage: -20~45°C
Float Charge Voltage	13.6V/block @25°C (-3mV/cell/°C)
Equalize and cycle Use Charge Voltage	14.4 V/block @25°C
Container Material	ABS (UL94-V0 optional)



Complied standards

- IEC 60896-21/22
- GB/T19638
- JIS C8704
- BS6290 part 4

Battery Dimensions



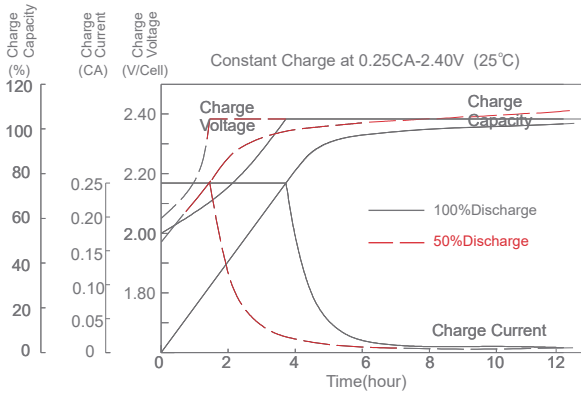
Constant Current Discharge Characteristics: Amps (25°C)

F.V / Time	5min	10min	15min	30min	1h	3h	4h	5h	10h	20h
1.60 V	297	219	181	112	66.9	28.0	22.4	18.6	10.5	5.68
1.67 V	265	202	170	107	65.1	27.7	22.1	18.4	10.4	5.55
1.70 V	237	183	161	103	63.7	27.4	21.9	18.2	10.2	5.42
1.75 V	206	170	149	99.0	62.4	26.9	21.6	18.0	10.1	5.32
1.80 V	182	155	140	94.6	60.3	26.4	21.1	17.5	10.0	5.22
1.85 V	155	140	127	89.3	57.7	25.5	20.5	17.1	9.6	5.10

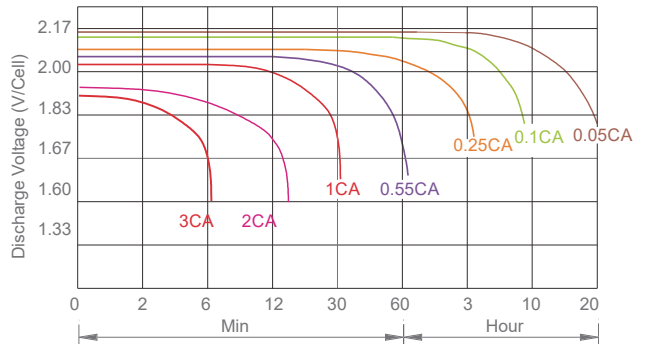
Constant Power Discharge Characteristics: W/Cell (25°C)

F.V / Time	5min	10min	15min	30min	1h	3h	4h	5h	10h	20h
1.60 V	523	394	330	206	125	53.0	42.4	35.4	20.3	11.0
1.67 V	472	366	313	198	122	52.7	42.1	35.2	20.1	10.8
1.70 V	427	337	299	182	120	52.4	42.0	35.1	20.0	10.6
1.75 V	376	317	280	187	119	52.1	41.9	35.0	19.9	10.5
1.80 V	337	291	264	180	116	51.5	41.3	34.5	19.7	10.4
1.85 V	293	265	243	172	112	50.2	40.4	34.0	19.3	10.2

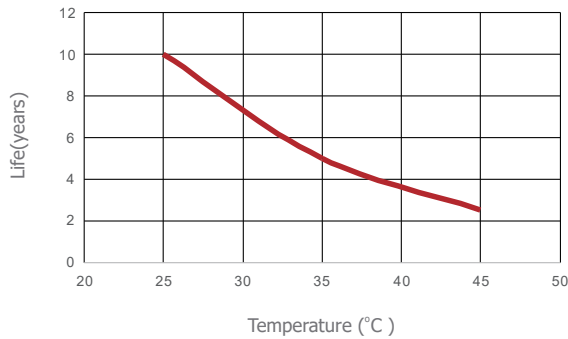
Charge Characteristic



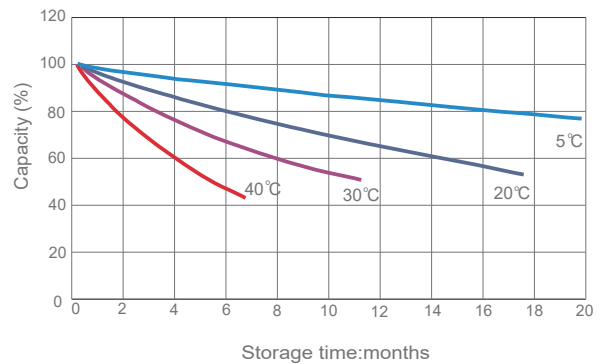
Discharge Characteristic (25°C)



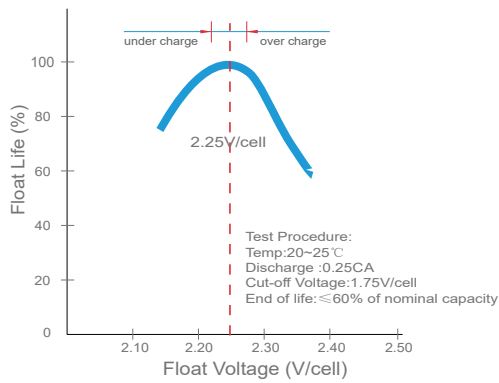
Temperature vs Float Life



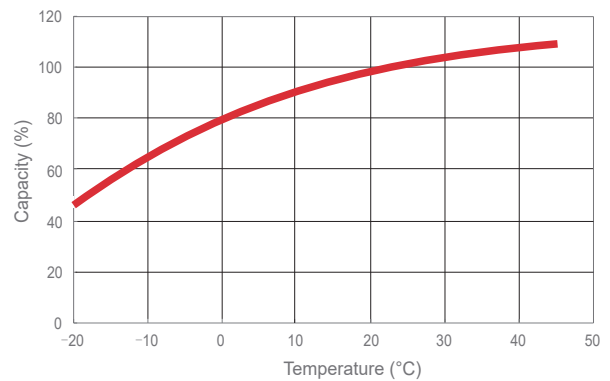
Self discharge characteristics



Float voltage vs Float life



Capacity vs Temperature



Final voltage settings recommended according to the discharge current

Discharge Current I (A)	$I \leq 0.08C$	$0.08C \leq I < 0.2C$	$0.2C \leq I < 0.6C$	$0.6C \leq I < 1.0C$	$I \geq 1.0C$
Final of Voltage	$\geq 1.85V_{pc}$	$\geq 1.80V_{pc}$	$\geq 1.75V_{pc}$	$\geq 1.70V_{pc}$	$\geq 1.60V_{pc}$

