

KBL121500 12V 150Ah



Kaise Battery series are Top terminal VRLA AGM battery for General use. With advanced manufacturing technique and industry scale, KBL series delivers high energy density and high reliability performance, highly suited for UPS systems, security and alarm systems, telecommunication, utilities, emergency light systems, CATV and other backup applications.



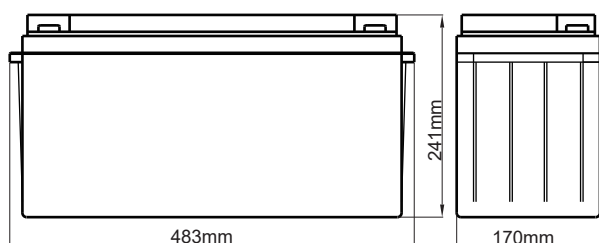
Technical Specifications

Nominal Voltage (V)	12 (6 cells per unit)
Designed Floating Life (25°C)	10 Years
Nominal Capacity (25°C)	150 Ah @ 10HR-rate (to 1.80Vpc)
Dimension (mm)	L483 x W170 x H241 x TH241
Approx. Weight	41.5 kg (91.5 lbs)
Terminal Type	Female Copper Insert M6 (torque: 10~12Nm)
Internal Resistance	Approx. 0.0035 Ohm (fully charged @ 20°C)
Max. Charge Current	37.5A
Max. Discharge Current (5S)	1200A
Short Circuit Current	3400A
Self Discharge	Approx. 2.5% per month @ 20°C
Ambient Temperature	Discharge: -20~55°C Charge: -20~50°C Storage: -20~45°C
Float Charge Voltage	13.6V/block @25°C (-3mV/cell/°C)
Equalize and cycle Use Charge Voltage	14.4V/block @25°C
Container Material	ABS (UL94-V0 optional)

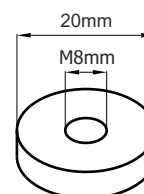
Complied standards

- IEC 60896-21/22
- GB/T19638
- JIS C8704
- BS6290 part 4

Battery Dimensions



TERMINAL DIMENSION



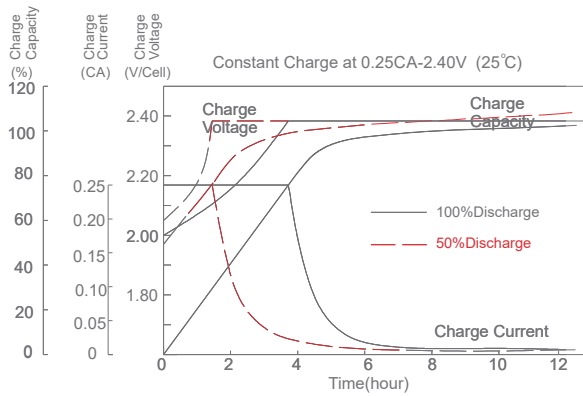
Constant Current Discharge Characteristics: Amps (25°C)

F.V/Time	5min	10min	15min	30min	1h	3h	4h	5h	10h	20h
1.60 V	446	329	271	167	100.0	42.1	33.6	27.9	15.7	8.48
1.67 V	398	303	255	159	97.7	41.6	33.1	27.5	15.5	8.29
1.70 V	354	275	242	153	95.4	41.3	32.8	27.3	15.3	8.10
1.75 V	309	255	225	149	93.6	40.5	32.4	27.0	15.1	7.95
1.80 V	273	233	209	142	90.5	39.7	31.7	26.3	15.0	7.79
1.85 V	234	209	191	134	86.5	38.4	30.8	25.7	14.5	7.61

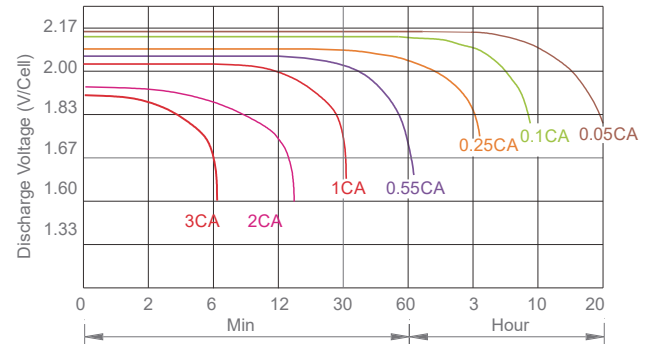
Constant Power Discharge Characteristics: W/Cell (25°C)

F.V/Time	5min	10min	15min	30min	1h	3h	4h	5h	10h	20h
1.60 V	784	591	495	309	187	79.4	63.6	53.2	30.4	16.4
1.67 V	709	550	470	297	183	79.0	63.2	53.0	30.2	16.2
1.70 V	641	505	448	288	180	78.6	63.0	52.8	30.1	15.9
1.75 V	564	474	421	280	178	78.0	62.8	52.6	29.9	15.7
1.80 V	505	437	396	270	173	77.2	61.9	51.7	29.5	15.5
1.85 V	440	398	364	257	168	75.3	60.6	50.9	28.9	15.3

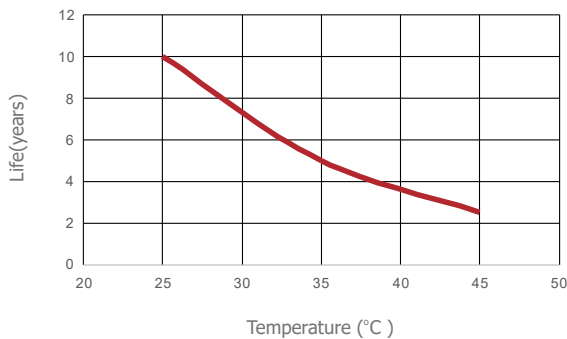
Charge Characteristic



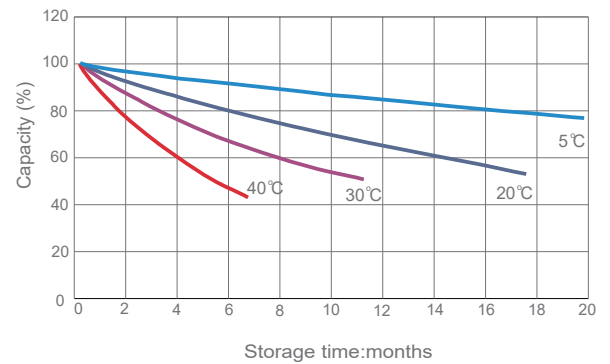
Discharge Characteristic (25°C)



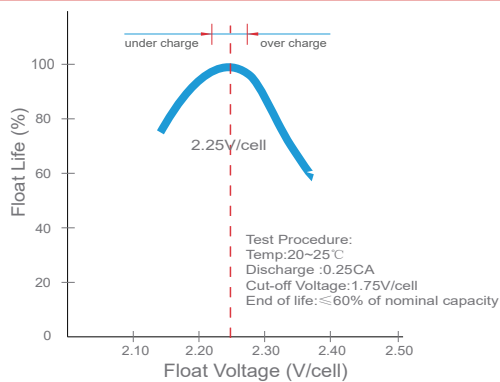
Temperature vs Float Life



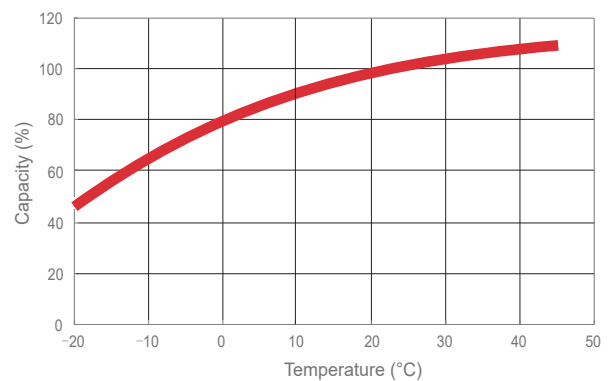
Self discharge characteristics



Float voltage vs Float life



Capacity vs Temperature



Final voltage settings recommended according to the discharge current

Discharge Current I (A)	$I \leq 0.08C$	$0.08C \leq I < 0.2C$	$0.2C \leq I < 0.6C$	$0.6C \leq I < 1.0C$	$I \geq 1.0C$
Final of Voltage	$\geq 1.85V_{pc}$	$\geq 1.80V_{pc}$	$\geq 1.75V_{pc}$	$\geq 1.70V_{pc}$	$\geq 1.60V_{pc}$

